Summer Kindergarten homework

name

Name: _____

1. Write the first letter in each word.

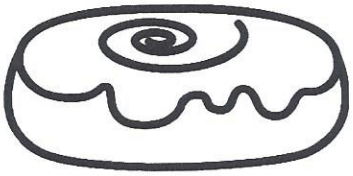

__un



__un

__un

2. Add. Use the number line for help.

7+1=___ 2+5=___

3+3=___ 4+2=___

2+1=___ 5+4=___

© Katie Roltgen

I.MD.B.3 Name: _____

Spring Time II

Draw the hands on the clock to match the digital time.

		
5:00	**2:00**	**8:00**
		
10:00		**7:00**
		
3:00	**11:00**	**12:00**

K.CC.C.7

Name: _____

Bug Jar Compare



Color the jar with the greater number.
Write > or < in the empty jars.

5 ___ 3	2 ___ 9
6 ___ 8	4 ___ 1
7 ___ 10	0 ___ 3
8 ___ 4	10 ___ 9

K.NBT.A.1

Name: _____

Spring Blocks

Count the base ten blocks and color the matching number.



K.NBT.A.1

Name: _____

Bug Count

Count the bugs to answer the questions.



18 is one group of
10 and ____ more.



11 is one group of
10 and ____ more.



15 is one group of
10 and ____ more.



19 is one group of
10 and ____ more.



12 is one group of
10 and ____ more.



17 is one group of
10 and ____ more.

K.NBT.A.1

Name: _____

Place Value

Count the popsicle sticks. Write how many tens and ones. How many in all?

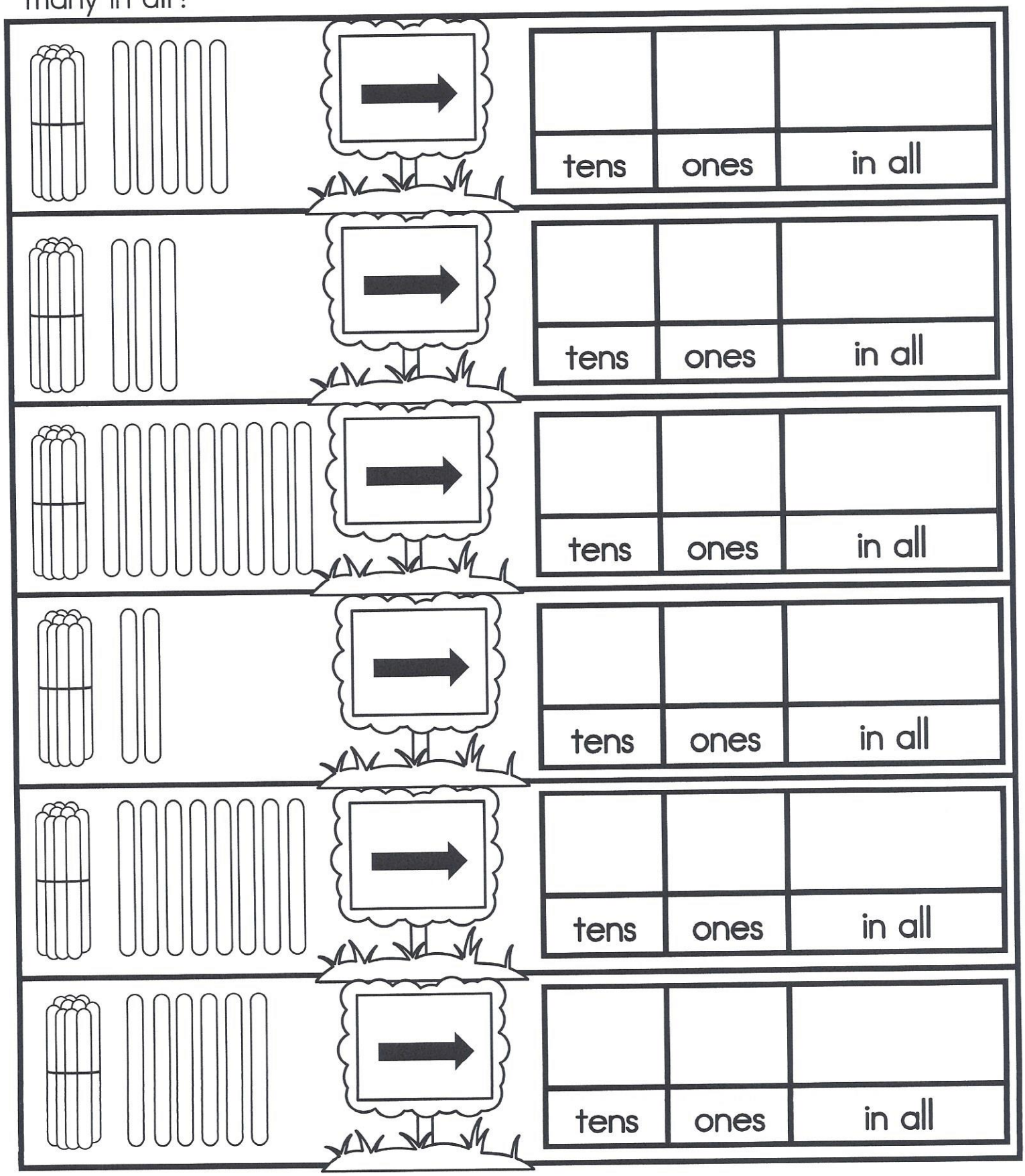

tens	ones	in all

tens	ones	in all

tens	ones	in all

tens	ones	in all

tens	ones	in all

tens	ones	in all

K.OA.A.4

Name: _____

Making 10

Count the bugs. How many more do you need to make 10?
Write the addition fact.



6 + ____ = 10



8 + ____ = 10



4 + ____ = 10



2 + ____ = 10



9 + ____ = 10



7 + ____ = 10



3 + ____ = 10



10 + ____ = 10



5 + ____ = 10



1 + ____ = 10

K.OA.A.4

Name: _____

Number Bonds

Write the missing number to make 10.



K.OA.A.2

Name: _____

Color by Subtraction



1	2	3	4	5
pink	yellow	brown	green	blue

K.OA.A.5

Name: _____

Color by Addition



1	2	3	4	5
pink	blue	green	yellow	brown

K.OA.A.2

Name: _____

Spring Subtraction

Subtract. Cross out the flowers to find the answer.

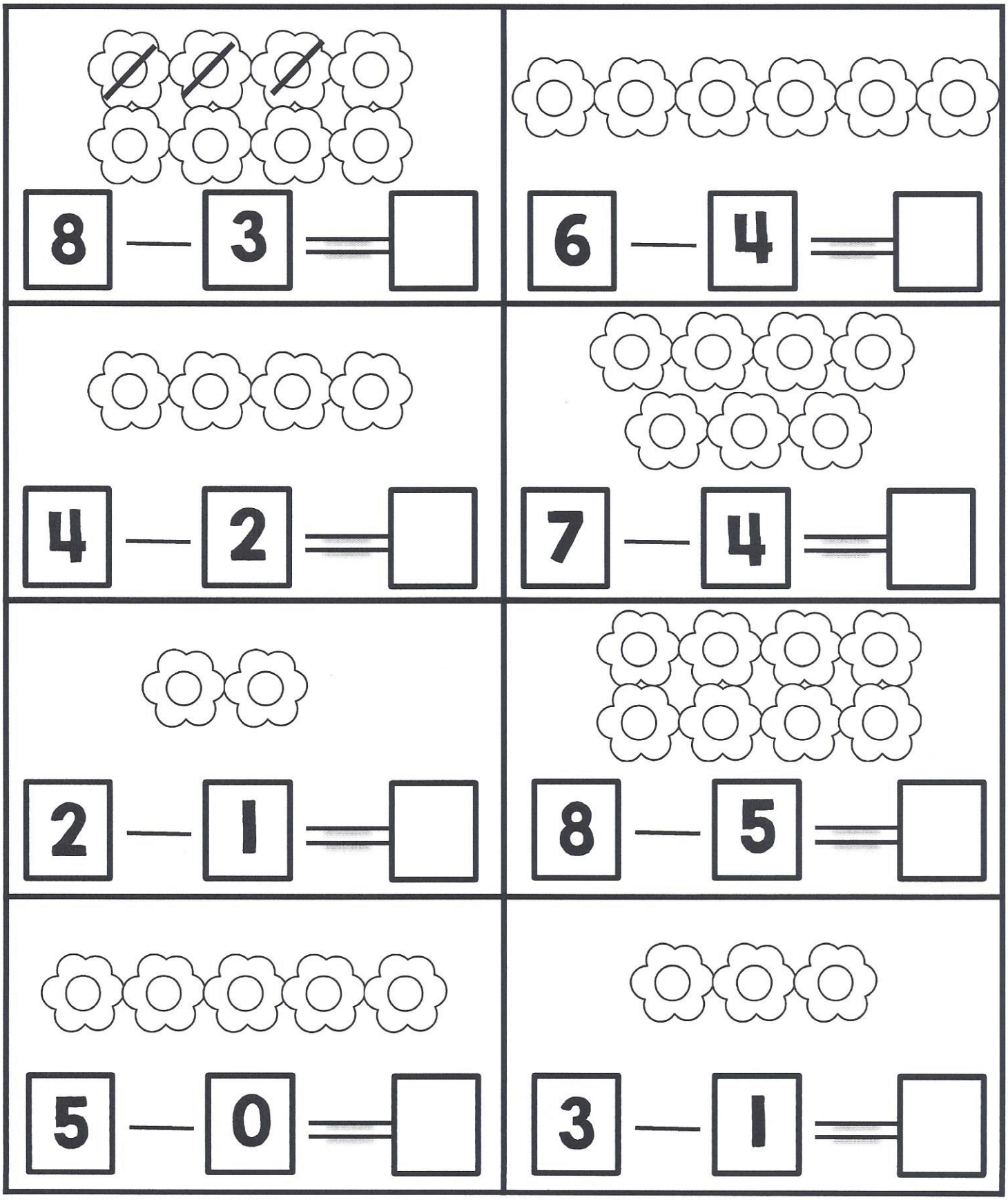

K.G.B.4

Name: _____

2D Shape Attributes

Look at the shape. Trace the name and complete the table.

Shape	Name	Number of sides	Number of corners
	square		
	rectangle		
	triangle		
	circle		

Name: _____

Spring Measurement

Cut out the flower ruler. Measure the Spring objects and record your answer.





K.MD.A.1

Name: _____

Skip Counting By 5

Skip count by 5's. Write the missing numbers on the jars.

	10			25
		40		
	60			
80			95	

Name: _____

Skip Counting Flowers 2's

Cut and paste the numbers to show counting by 2's. Use the flowers to help you count.





8	14	10	2	18
16	20	6	12	4

Name _____

Tasty Treats



Cut.

Glue to finish the pattern.

© The Mailbox® Leveled Skill Builders • TEC61096



Name _____

Bunches of Blueberries

Write how many in each set.

Add.



_____ + _____ = _____	_____ + _____ = _____
_____ + _____ = _____	_____ + _____ = _____
_____ + _____ = _____	_____ + _____ = _____
_____ + _____ = _____	_____ + _____ = _____
_____ + _____ = _____	_____ + _____ = _____

Name _____

Ketchup or Mustard?

Color the nickels red.

Color the other coins yellow.

Name _____

Money: penny, nickel, dime

Double "Deli-icious"

Color by the code.

yellow



orange



green



Name _____

Sets: less

Ready, Set, Stamp

Color the set that shows **less.**

Name _____ Sets: more

On the Move



Color the set that shows **more.**

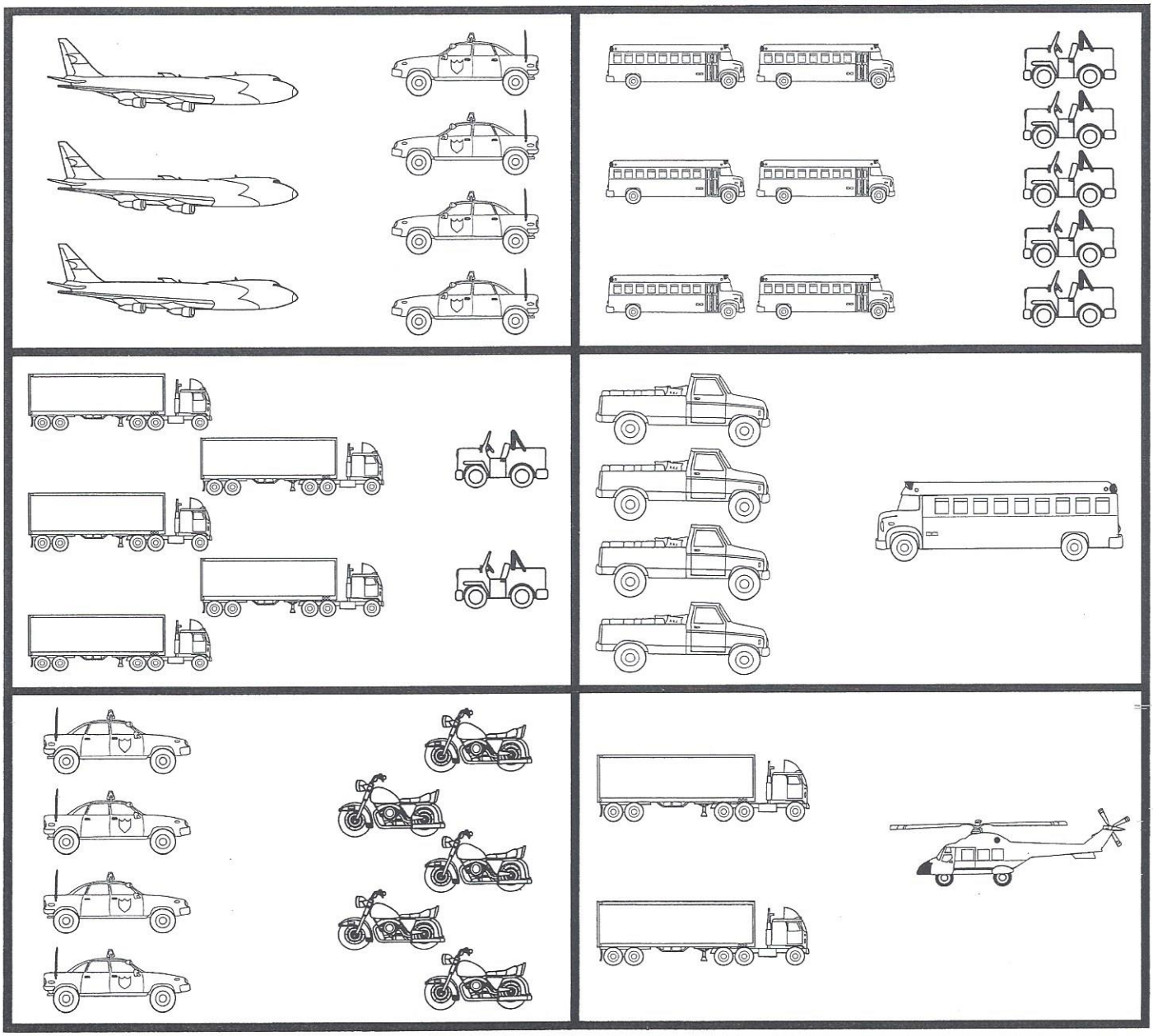

Name _____

Patterns: *AABB*

Eraser Chasers

Cut. Glue to finish the pattern.

Color.







Name _____

Patterns: *ABC*

Critter Counters

Cut. Glue to finish the pattern.

Color.







Name _____

Bar graphs: three rows

Down by the Pond

Count.

Color the graph to show how many.

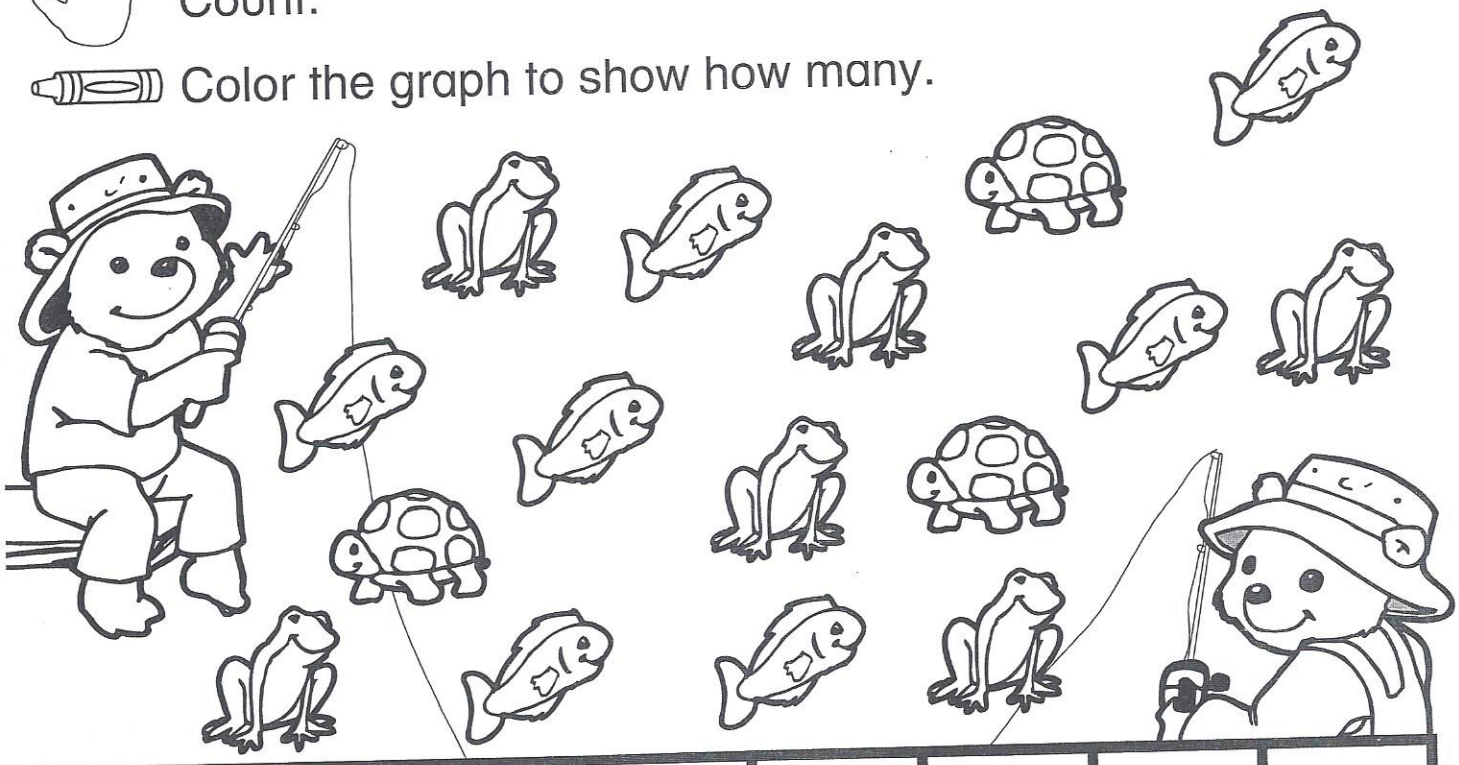

Write.

How many more than ? _____

How many more than ? _____

How many , , and in all? _____

Name _____

His and Hers

Cut.

Graph.

Glue.

Write.

How many ?____

How many ?____



Name _____

Simply Seeds

Add.

Color the matching seeds below.

2 + 1 3	6 + 0	4 + 4
3 + 2	2 + 2	6 + 4
4 + 5	1 + 4	5 + 2

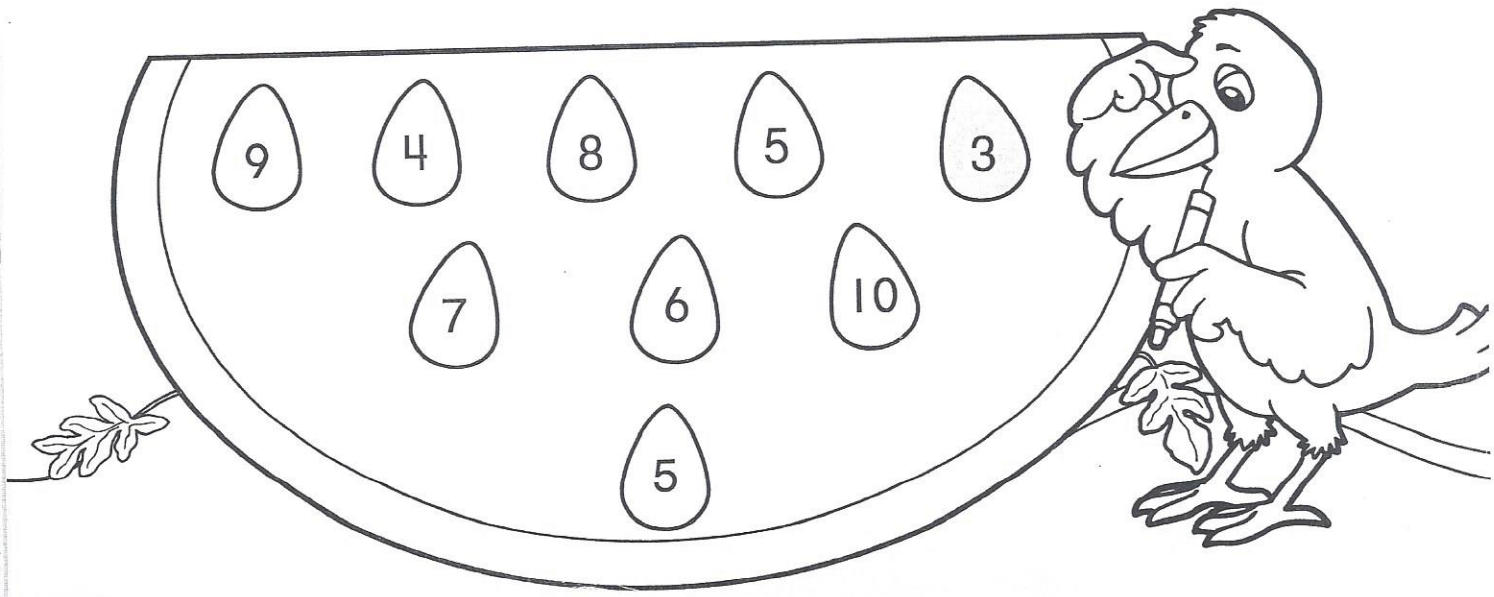

Name _____ Time to the hour

Hour Power

Cut.

Glue to show the correct time.



8:00	5:00	9:00	7:00
2:00	11:00	3:00	1:00

Name _____ Money: penny

Penny for a Pickle

Cut.

Glue a penny on each pickle.



K.CC.B.5 Name: _____

Spring Tally Count

Count the tally marks. Cut and paste the flower numbers to the matching kids.



7

10

2

6

3

9

5

8

Name: _____

1. Write the word under each picture.



_____

_____

_____

_____

_____

_____



_____

_____

_____

2. Count the ones and write the number that tells how many.



_____

_____

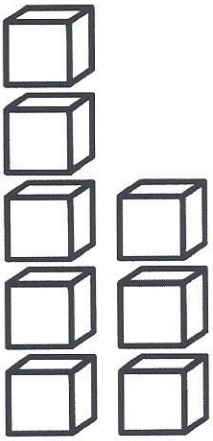

_____

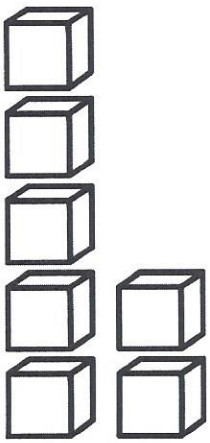

_____

_____

_____

© Katie Roltgen

Name: _____

1. Write a sentence that uses the word **sun**.

2. Count the tally marks and write how many.







3. Write four words that rhyme with the picture.



fan

© Katie Roltgen