

Armada High School January 2024



Academic Highlights

Spring Test Results.....We are back on top of Macomb County!

Armada had the top cumulative SAT score 1027.6- 15 points higher than Utica

Armada had the highest EBRW and Math subscores, and we were the only district to break a cumulative average of 500 in Math.

Armada had the highest % of students proficient in both EBRW and Math

How do we stack up against the BWAC?

Armada had the highest cumulative SAT score average in the BWAC

28 points higher than Almont, the only other school to break 1000

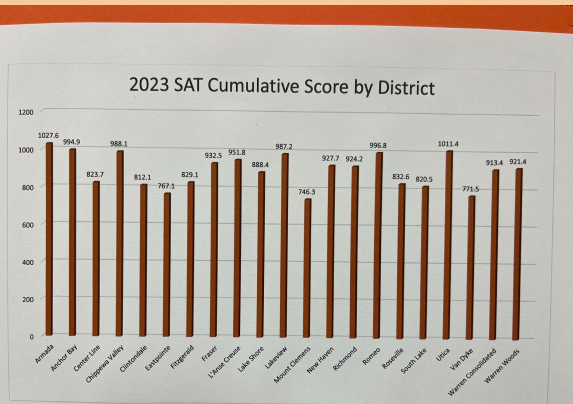


Academic Highlights Continued

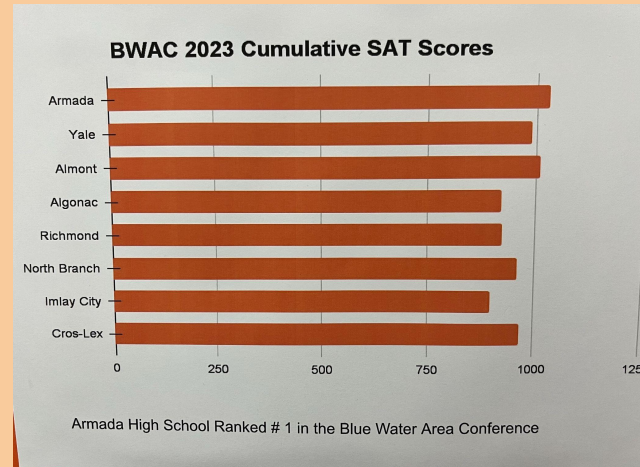
Science Scores- Armada # 1 in Macomb County

Social Studies Scores- Armada #1 in Macomb County

2023 MAC All- Academic Team had 9 Armada representatives. This number was the 2nd most for non “Class A” schools.



Armada ranked # 1 in Macomb County



Armada High School Ranked # 1 in the Blue Water Area Conference

School Grades

Armada High School made improvements in

Performance Among Peers

Attendance

We remained the same in all other areas, including being “Significantly Above Average” in Student Subgroup Participation and Assessment Participation.

School Index score of 91.17 for 22/23- up from 85.25 in 21/22

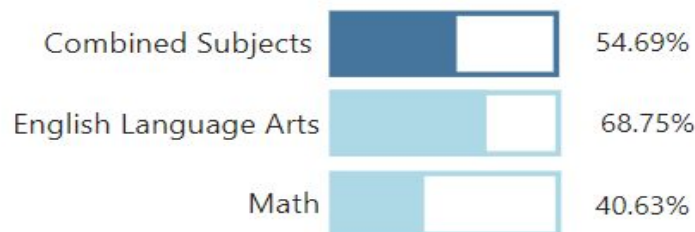
We will continue to focus on Attendance and making improvements.



Proficiency

B


Rate of students reaching proficiency on state math and ELA assessments.



Growth

B

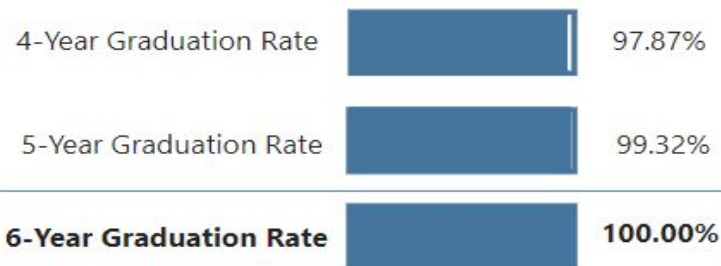
Rate of students on track to reach or maintain proficiency on state math and ELA assessments within three years.



Graduation

A

The highest rate among the 4, 5 or 6-year graduation rate, as defined by the percentage of students graduating with a high school diploma.



English Learner Progress

N/A

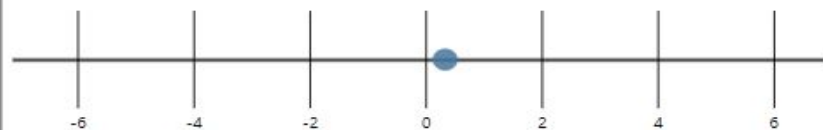
Rate of English Learner students proficient or making progress toward proficiency on the English language proficiency assessment.

EL Progress Rate N/A

Performance Among Peers

C

Comparison values represent how close a school's proficiency rate is from its peers' average proficiency rate in terms of standard deviations. The peer average is represented by a value of 0.



Performance Among Peers Value: 0.34

List of Peer Schools

Student Subgroup Performance

Significantly Above Average

Comparison of this school's student subgroup proficiency to the statewide corresponding subgroup proficiency. Lower values mean the school is close to or above the state average; higher values mean the school is below the state average.

Selected Subgroup: All Students



Student Subgroup Performance Value: 1.00

Attendance

Average

Rate of students attending 90% or more of possible school days.

Not Chronically Absent  80.98%

Assessment Participation

Significantly Above Average

Rate of students participating in state math and ELA assessments.

Participation Rate  98.50%

Attendance Highlights

Student requirement to take shuttle to and from the academy has increased time in class and decreased time off task.

Number of behavioral incidences in RR has decreased significantly

Return of after school detention as a deterrent and increased staff focus on importance of being on time has had a noticeable effect on student attendance.

Students are being held accountable, standards are being set, and our Tigers are rising to the challenge.


Attendance rate has improved 14.6% (based on # of student with more than 5 days absent)

Tardies are down 47.2 % (based on # of students with 5 or more Tardies)

Advanced Placement Tests

AHS gave 277 AP Tests in 2023- Up From 235 the previous year.

60% of AHS students that attempted AP Tests received a score of 3 or better.



Trimester 1- Off and running



Coming Soon.....

NHS- 3 Blood Drives scheduled for the school year.

Career Exploration Day 2/1-

Holiday Assistance- 19 local families have received/continued to receive assistance.

FAFSA Night Coming Soon

Diversity Day participation

Spring Play and Concerts

Bond Improvements

The Future

Armada High School will continue to thrive because.....

We consistently look for ways to improve

PLC's and Professional Development

Examining Vertical Alignment

Implementing MTSS Process

Academic and Behavior-Social Emotional

Staff Professional Development

Challenging our students to be their best- AP, Honors, etc.

Continuing to build the Armada High School family culture



Questions?

Thank you for your continuous support of our students and our school!

